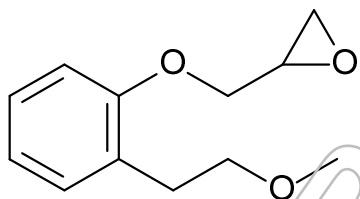




# Certificate of Analysis

## Reference Standard

1-[2-(2-Methoxyethyl)phenoxy]-  
2,3-epoxypropane



Molecular Formula:  $C_{12}H_{16}O_3$   
Molecular Weight: 208.25  
CAS Number: 89507-60-8

Catalogue Number: MM0027.26  
Lot Number: 109743  
Long-term Storage: - 18 °C, dark  
Appearance: colourless oil  
Assay 'as is': 97.5 %

Date of shipment: **2017-January-25**

This certificate is valid for two years from the date of shipment provided the substance is stored under the recommended conditions unopened in the original container.

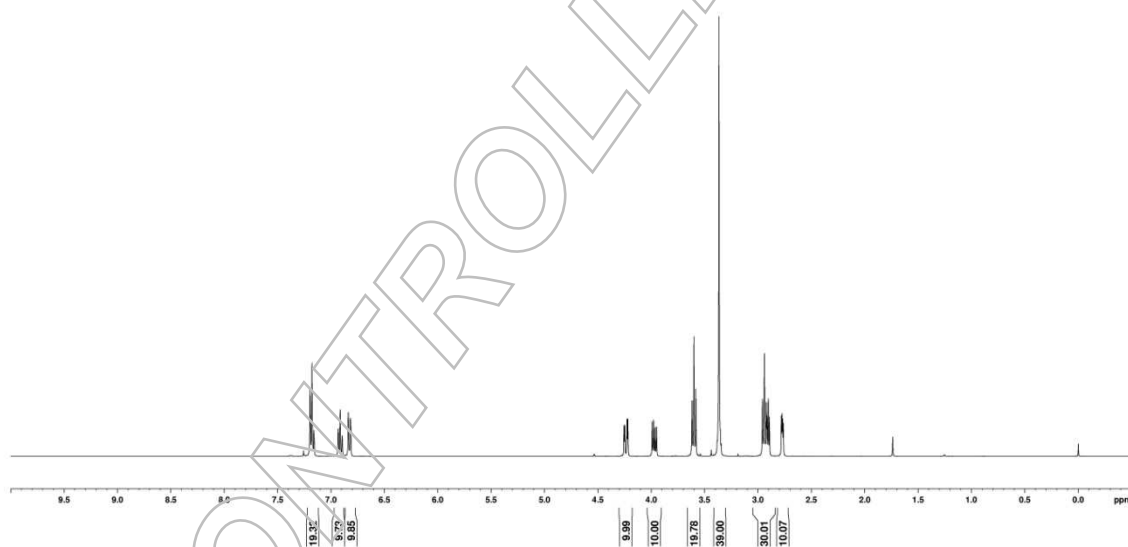


## I. Identity

The identity of the reference substance was established by following analyses.

### 1a. <sup>1</sup>H-NMR Spectrum

Conditions: 400 MHz, CDCl<sub>3</sub>

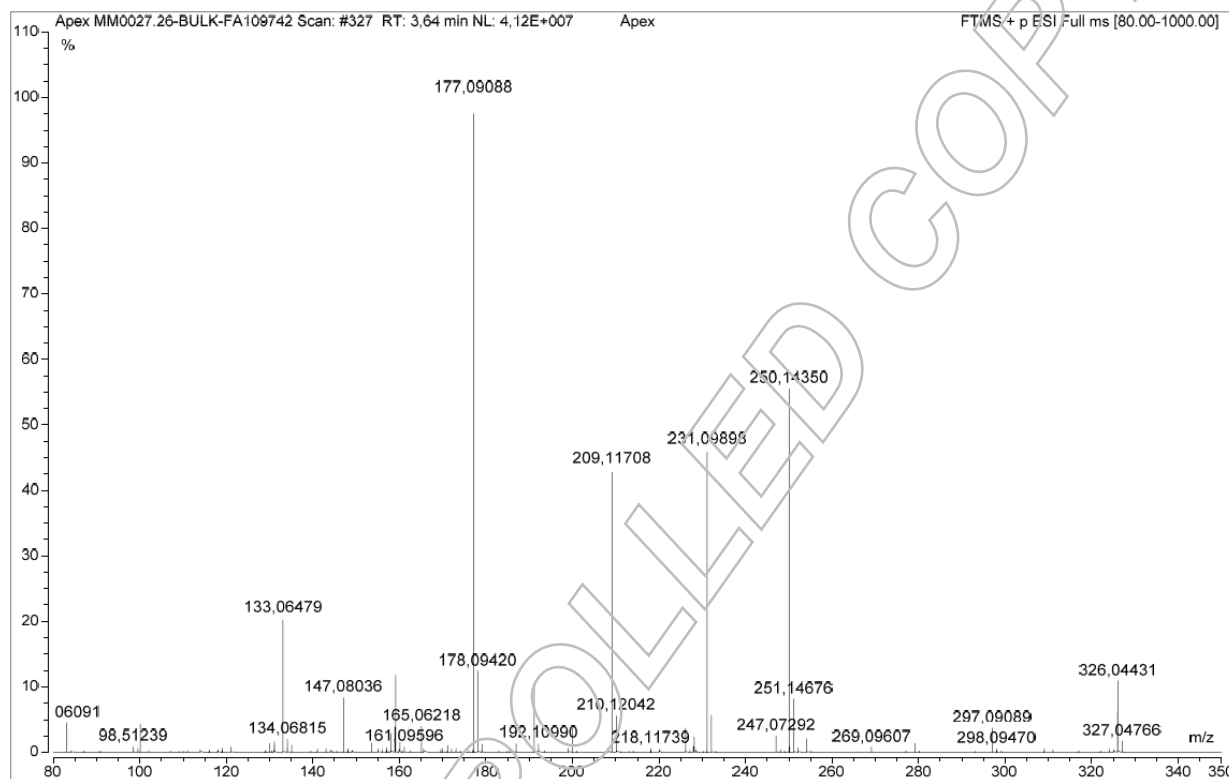


The structure is confirmed by the signals of the spectrum and their interpretation.



## Ib. Mass Spectrum

Method: 3.5 kV ESI+; capillary temperature: 269 °C



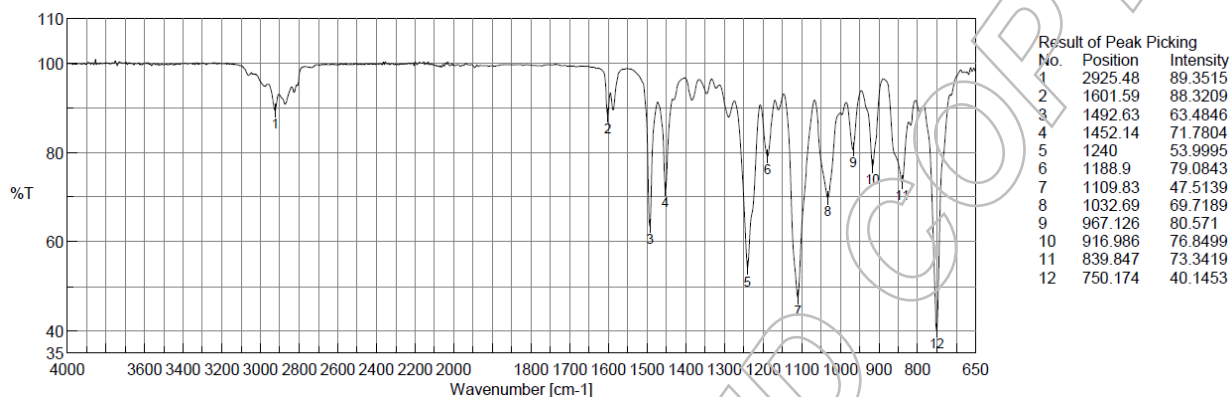
Theoretical value: 209.11722

The signal of the MS spectrum is consistent with the theoretical value and its interpretation is consistent with the structural formula.



## Ic. IR Spectrum

Method: Attenuated Total Reflection Fourier Transform Infrared (ATR-FTIR) Spectroscopy



The signals of the IR spectrum and their interpretation are consistent with the structural formula.

## II. Purity

### IIa. High Performance Liquid Chromatography (HPLC)

The purity of the reference substance was analysed by high performance liquid chromatography (HPLC).

#### HPLC Conditions:

**Column:**

LiChrospher  
60 RP-select B  
5 µm, 125 x 4 mm

**Conditions:**

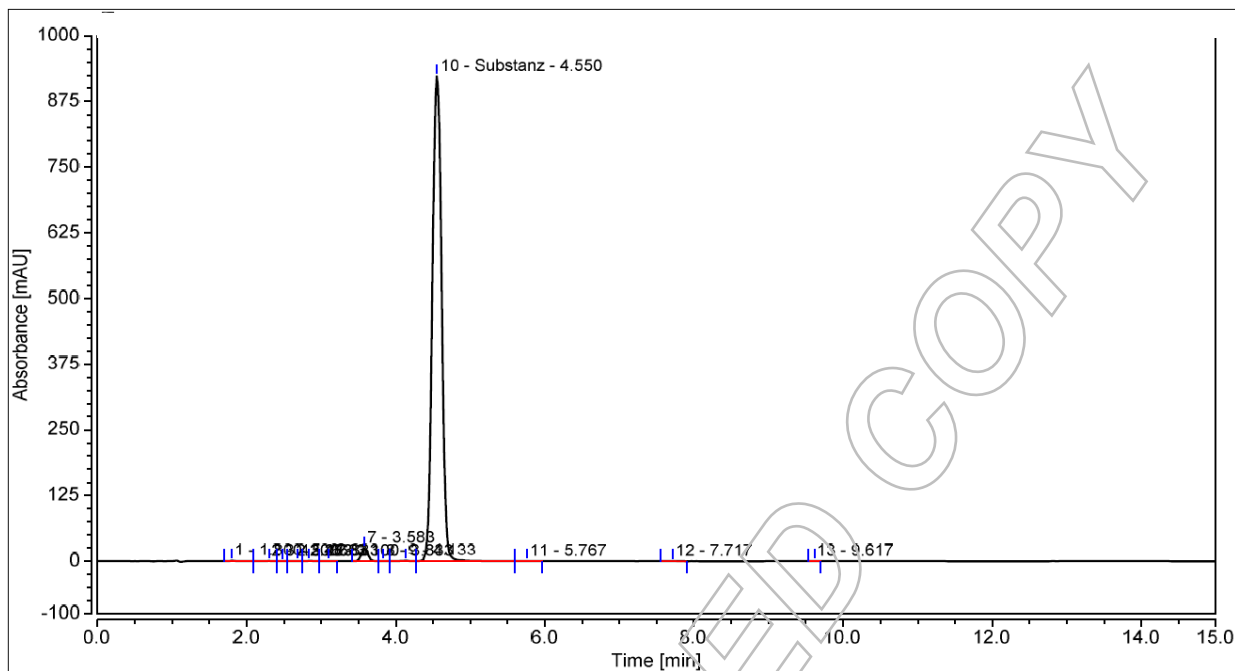
1.0 ml/min, 40 °C  
0-6 min Water/Acetonitrile 60/40  
6-9 min Water/Acetonitrile to 20/80  
9-12 min Water/Acetonitrile to 60/40  
12-15 min Water/Acetonitrile 60/40 (v/v);  
0.1 % H<sub>3</sub>PO<sub>4</sub>

**Detector:**

DAD  
280 nm

**Injector:**

Auto  
5 µl; 1.476 mg/ml in  
Water



#### Area Percent Report - Sorted by Signal

Pk #	Retention Time	Area	Area %
1	1.800	0.129	0.10
2	2.300	0.077	0.06
3	2.483	0.012	0.01
4	2.683	0.034	0.02
5	2.833	0.075	0.05
6	3.100	0.049	0.04
7	3.583	2.517	1.85
8	3.833	0.013	0.01
9	4.133	0.157	0.12
10	4.550	132.895	97.70
11	5.767	0.026	0.02
12	7.717	0.016	0.01
13	9.617	0.021	0.02
Totals		136.020	100.00

For the calculation the system peaks were ignored. The content of the analyte was determined as ratio of the peak area of the analyte and the cumulative areas of the purities, added up to 100 %.

#### Results:

**Average** 97.69 %  
**Number of results** n=3  
**Standard deviation** 0.01 %



## IIb. Water Content

Method: Karl Fischer titration

### Results:

Average	0.19 %
Number of results	n=3
Standard deviation	< 0.01 %

## IIc. Residual Solvents

Method: <sup>1</sup>H-NMR

No significant amounts of residual solvents were detected (< 0.05 %).

## III. Final Result

Chromatographic purity (HPLC)	97.69 %
Water content	0.19 %
Residual solvents	No significant amounts of residual solvents were detected (< 0.05 %).
Assay (100 % method) <sup>1</sup>	97.50 %

The assay is assessed to be 97.5 % 'as is'

The assay 'as is' is equivalent to the assay based on the not anhydrous and not dried substance respectively.

Release Date:

Luckenwalde, 2016-08-24

Dr. Sabine Schröder  
Product Release

<sup>1</sup> The calculation of the 100 % method follows the formula:

$$\text{Assay (\%)} = (100 \% - \text{volatile contents}) * \frac{\text{Purity (\%)}}{100 \%}$$

Volatile contents are considered as absolute contributions, purity is considered as relative contribution.