

Certificate of Analysis

Reference Material - Primary Standard

Product Name: (-)-Cannabidiol 1.0 mg/ml in Methanol

Catalogue Number: LGCAMP1088.02-01

Lot Number: 10534

CAS Number: 13956-29-1

Molecular Formula: C₂₁H₃₀O₂

Molecular Weight: 314.46

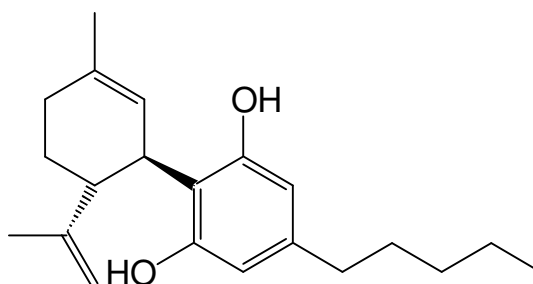
Solvent: Methanol

Volume per Ampoule: Not less than 1 ml ¹

Long-term Storage: 2 to 8 °C, dark

Expiry Date: November-2017

Intended Use: The primary aim of this material is for identification, calibration and quantification.




Component	Concentration ("as is")	Uncertainty
see product name	1.000 mg/ml ²	U = 0.003 mg/ml ³
Uncertainty of the concentration is expressed as an expanded uncertainty in accordance with ISO 17025 and Guide 34 at the about 95 % level of confidence using a coverage factor of k = 2 and has been calculated by statistical analysis of our production system and incorporates uncertainty of the purity, material density and balance and weighing technique. Concentration based on material weighings and material purity factor (assay of the neat material).		

The solution's concentration and homogeneity are verified by independent method.

LGC certifies that this standard meets the specification stated in this certificate and warrants this product to meet the stated acceptance criteria through the retest date when stored unopened as recommended. Product should be used shortly after opening to avoid concentration changes due to evaporation. Warranty does not apply to ampoules stored after opening.

Release Date:
Luckenwalde, April 2012

Signed: 
Dr. Sabine Schröder
Unit for Reference Materials

¹ Ampoules are overfilled to ensure a minimum 1 ml volume fill. We advise laboratories to use measured volumes of this standard solution before diluting to the desired concentration.

² The value is based on the results of analytical techniques, which calibration and verification was carried out with standards traceable to SI-units. The value is expressed on an "as is" basis.

The concentration with its uncertainty is valid in the range between 19 °C and 25 °C.

The identity is verified by data from international scientific literature.

Gravimetrically prepared using qualified balances calibrated annually by accredited calibration service. Calibration verification performed daily prior to use utilizing weights traceable to SI via other mass standards.

³ The uncertainty "U" is the expanded uncertainty estimated in accordance with the Guide to the Expression of Uncertainty in Measurement (GUM). It is corresponding to a level of confidence of about 95 %. Standard uncertainties are indicated with "u".

Verification of Concentration and Homogeneity				
Lot Number	Verified Concentration (mg/ml)		% RSD - Homogeneity	
	Result	Acceptance Criteria	Result	Acceptance Criteria
10534	1.023	± 3 %	2.476	≤ 3 %
Concentration verified by GCMS				

Solution Standard Assay Parameters				External Calibration (100 % amount)	
Analysis Method	GCMS				
Column:	HP-5MS, 30 m x 0.25 mm x 0.25 µm	Number of Measurements:	6		
Injector:	220 °C				
Flow:	1.5 ml/min				
Oven Program:	Rate	°C	Time		
		70	3 min		
	30 °C/min	250	11 min (run time 20 min)		
Detector:	280 °C				

Neat Material Data		
Product Name:	(-)-Cannabidiol	
CAS Number:	13956-29-1	
Molecular Formula:	C ₂₁ H ₃₀ O ₂	
Molecular Weight:	314.46	
Compound Lot:	7827	
Test	Method	Result
Melting Point (°C)*	SOP 06-010	67 °C
¹ H-NMR Spectrum*	SOP 06-053	conform / complies to structure
IR Spectrum*	SOP 06-036	conform / complies to structure
Mass Spectrum (EI)*	SOP 06-064	conform / complies to structure
Assay by carbon titration (as is)*	Elementary Analysis	100.07 %
The expanded uncertainty according to the assay is U = 0.31 % (about 95 % level of confidence using a coverage factor of k = 2).		

*: Validated method performed by ISO/IEC 17025 accredited testing lab

The assay of the neat material is verified by the 100 % method using GC, corrected with water (KFT) and residual solvents.

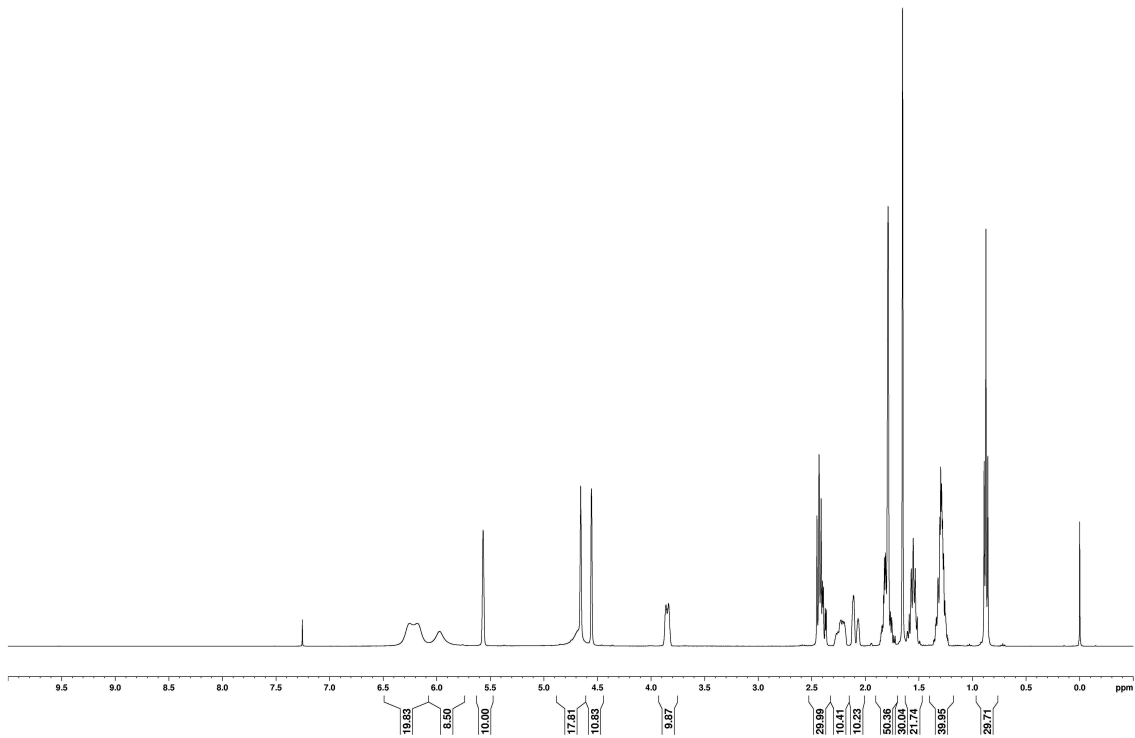
I. Identity

The identity of the reference substance (neat material) was established by the following analyses.

Ia. ¹H-NMR Spectrum

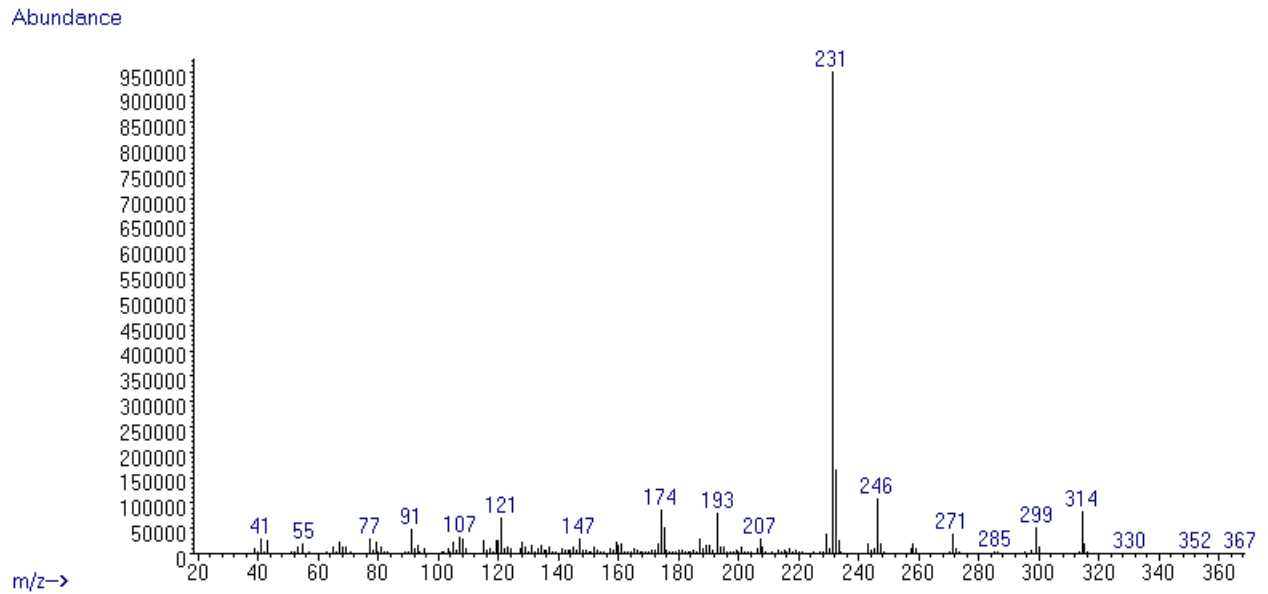
Conditions: 400 MHz, CDCl₃

The structure is confirmed with the signals of the spectrum and their interpretation.



Ib. Mass Spectrum

Method: EI, 70eV, detector temperature: 280 °C

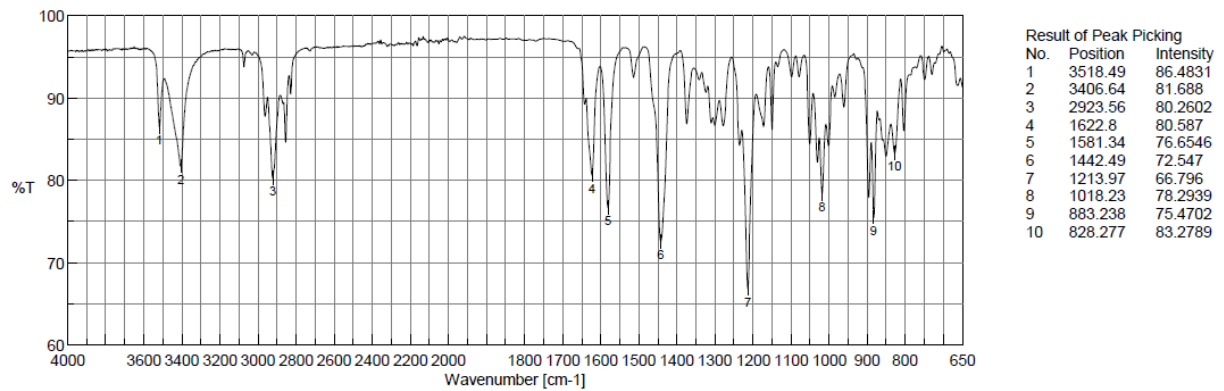


m/z	fragments
314	[M]
299	[M - CH ₃]
271	[M - (CH ₂) ₂ -CH ₃]

The signals of the mass spectrum and their interpretation are consistent with the structural formula.

Ic. IR Spectrum

Method: attenuated total reflection fourier transform infrared (ATR-FTIR) spectroscopy



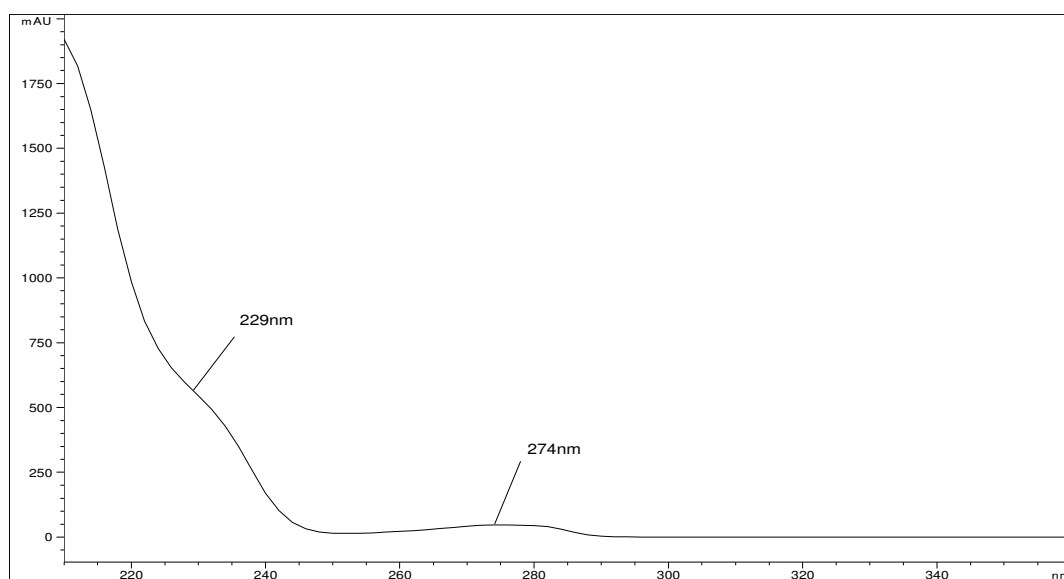
The signals of the IR spectrum and their interpretation are consistent with the structural formula.

Id. Melting Point

67 °C

Ie. UV Spectrum

Method: HPLC (DAD-detection)



II. Assay by Elementary Analysis (Carbon Titration – neat material)

Method: percentage carbon found in relation to percentage carbon as calculated for molecular formula

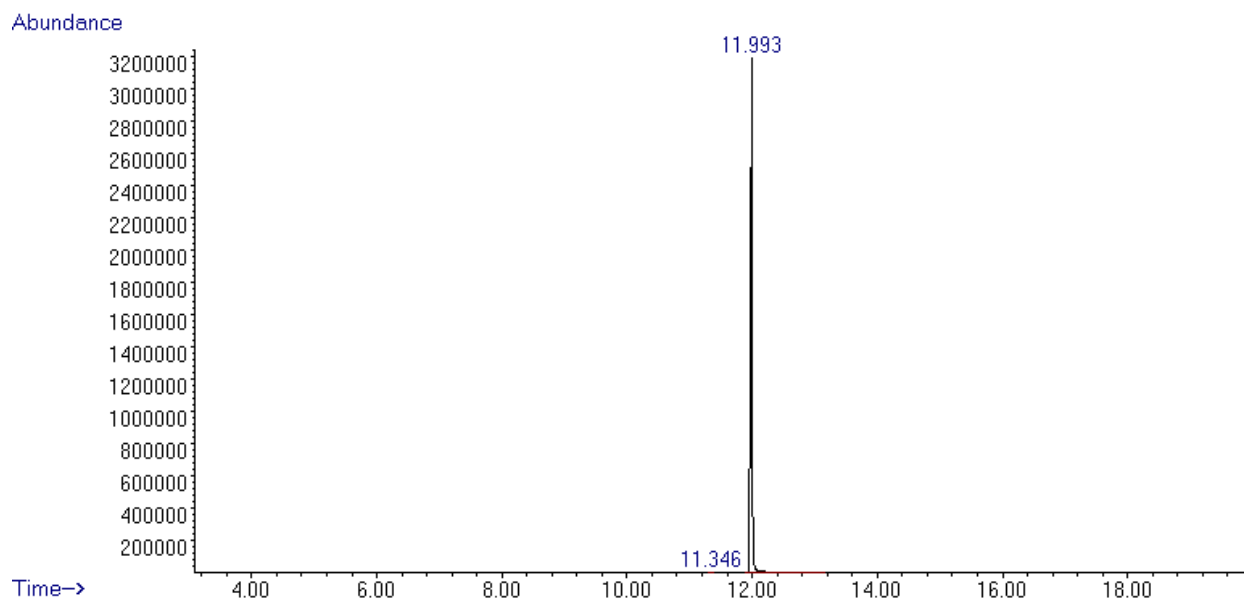
Results:

Arithmetic mean (n=3) 100.07 % (mass fraction)
Uncertainty U 0.31 %

III. Purity

IIIa. Gas Chromatography (GC)

The purity of the reference substance (neat material) was analysed by gas chromatography (GC).



Area Percent Report - Sorted by Signal

Pk #	Retention Time	Area	Area %
1	11.346	33575	0.05
2	11.993	67472595	99.95
Totals		67506170	100.00

For the calculation the air peaks were ignored. The content of the analyte was determined as ratio of the peak area of the analyte and the cumulative areas of the purities, added up to 100 %.

GC Conditions:

Column:	Injector and Flow:	Oven Program:	Detector:
HP-5MS 30 m x 0.25 mm x 0.25 µm	Split 20:1, 220 °C Helium 1.50 ml/min	Initial Temp.: 70 °C for 3 min Heating Rate: 30 °C/min Final Temp.: 250 °C for 11 min	EI, 70 eV 35 to 550 amu 280 °C

Results:

Arithmetic mean (n=3) 99.95 %

IIIb. Water Content

Method: coulometric Karl Fischer titration

Results:

Arithmetic mean (n=3) 0.07 % (mass fraction)

IIIc. Residual Solvents

Method: ¹H-NMR

No significant amounts of residual solvents were detected (< 0.05 %).

IV. Stability and Homogeneity

Accelerated stability studies indicate no significant instability. The given validity period is based on this data. This is backed up by historical data over the range of several years for the neat substance. Homogeneity assured by validated process of preparation (incl. ampoulation), verified by homogeneity testing (GCMS).

V. Further Information

General

For laboratory use only. Not suitable for human or animal consumption.

This material conforms to the characteristics of a primary standard as described within ISO Guide 30 (Terms and definitions used in connection with reference materials).

The certified values quoted in this certificate are LGC's best estimate of the true values within the stated uncertainties and based on the techniques described in this certificate.

Handling of the RM

Before usage of the RM, it should be allowed to warm to room temperature. The concentration with its uncertainty is guaranteed in the range between 19 °C and 25 °C. The uncertainty accounts for the temperature-dependent density in this range.

Quality Control Assessment

The product quality is controlled by regularly performed quality control tests (retests).

Revision	Date	Reason for Revision
00	April 2012	Release of the Lot – initial version
01	November 2012	Copyright added
02	November 2014	Expiry Date adapted MS method on page 2 corrected
03	November 2015	Expiry Date adapted