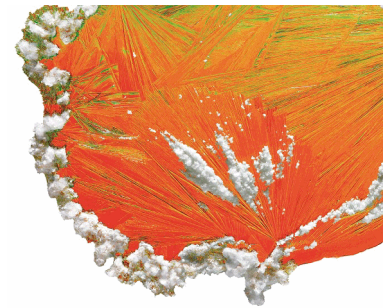




Mikromol™



## Certificate of Analysis

ISO 17034

### Reference Material

#### Product name

Calcium Pantothenate

#### Product code

MM1499.00

#### CAS number

137-08-6

#### Molecular weight

476.53

#### Molecular formula

$2C_9H_{16}NO_5 \text{ Ca}$

#### Lot number

G985395

#### Appearance

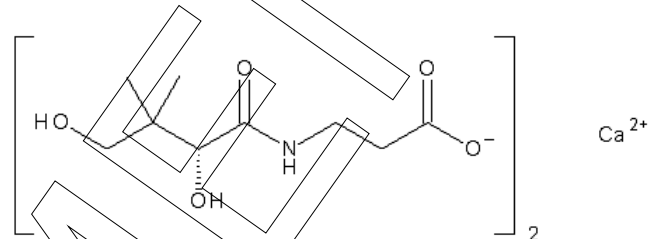
white solid

#### Melting point

140 °C

#### Long-term storage

2 to 8 °C, dark  
very hygroscopic



Assay<sup>1</sup> "as is"  
97.2 %

Uncertainty<sup>2</sup> U  
0.4 %

**Intended Use:** Use for identification and quantification. The assay is verified by a second testing method. Due to the homogeneity studies, the minimum amount of sample to be used is 10 mg.

Date of shipment:

**02 Sep 2019**

Producer confirms that this reference material (RM) meets the specification detailed on this Certificate of Analysis for **two years** from the date of shipment, provided the substance is stored under the recommended conditions unopened in the original container.

<b>Release by:</b>	<b>Date of Release:</b>		Product Release
Dr. Sabine Schröder	Luckenwalde, 23 Aug 2019		

<sup>1</sup> Calibration and verification were carried out using standards traceable to SI-units. The value is expressed on an "as is" basis.

<sup>2</sup> The uncertainty "U" is the expanded uncertainty of the testing method for the assigned value estimated in accordance with the Guide to the Expression of Uncertainty in Measurement (GUM). It corresponds to a level of confidence of about 95%. Coverage factor k = 2.



**Mikromol<sup>TM</sup>**

## Important product information

This RM is intended for laboratory use only and is not suitable for human or animal consumption.

This RM conforms to the characteristics of a primary standard as described in the ICH Guidelines. The values quoted in this Certificate of Analysis are the producer's best estimate of the true values within the stated uncertainties and based on the techniques described in this Certificate of Analysis. The production of this RM was undertaken in accordance with the requirements of ISO 17034. The identity is verified by data from international scientific literature.

## Storage and handling

Before usage of the RM, it should be allowed to warm to room temperature. No drying is required, as assigned values are already corrected for the content of water and other volatile materials.

## Further content

Assigned value

Purity

Identity

Stability and homogeneity

Revision table



## Assigned value

**Assay "as is": 97.17 %; U = 0.40 %**

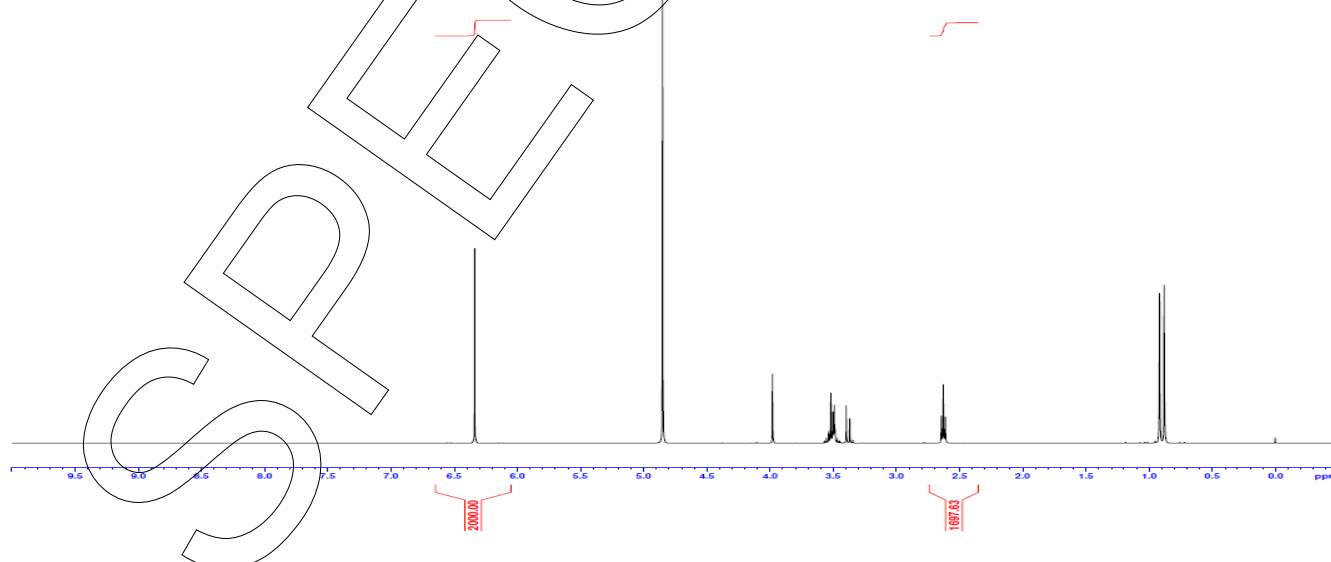
The assay "as is" is assessed by quantitative NMR spectroscopy and is equivalent to the assay based on the not-anhydrous and not-dried substance. The assay is verified by 100% method (mass balance).

The verified result lies inside our acceptance criteria, i.e. less than 1.0 % difference to assay assigning technique.

For quantitative applications, use the assay as a calculation value on the "as is basis". The uncertainty of the assay can be used for estimation/calculation of measurement uncertainty.

Method 1: Value assigning technique - quantitative NMR spectroscopy	
Conditions	400 MHz, D <sub>2</sub> O
Internal standard	Maleic acid (certified reference material), signal 6.1 - 6.7 ppm, 2 H
Result (mass fraction, n = 6)	97.17 %; U = 0.40 %

Quantitative NMR spectrum





## Method 2: Value verifying technique - 100% method

**100% method (mass balance) with chromatographic purity by HPLC**

**Result**

97.55 %

The calculation of the 100% method follows the formula:

$$\text{Assay (\%)} = (100 \% - \text{volatile contents (\%)}) * \frac{\text{Purity (\%)}}{100 \%}$$

Volatile contents are considered as absolute contributions and purity is considered as relative contribution.  
Inorganic residues are excluded by additional tests.

## Purity

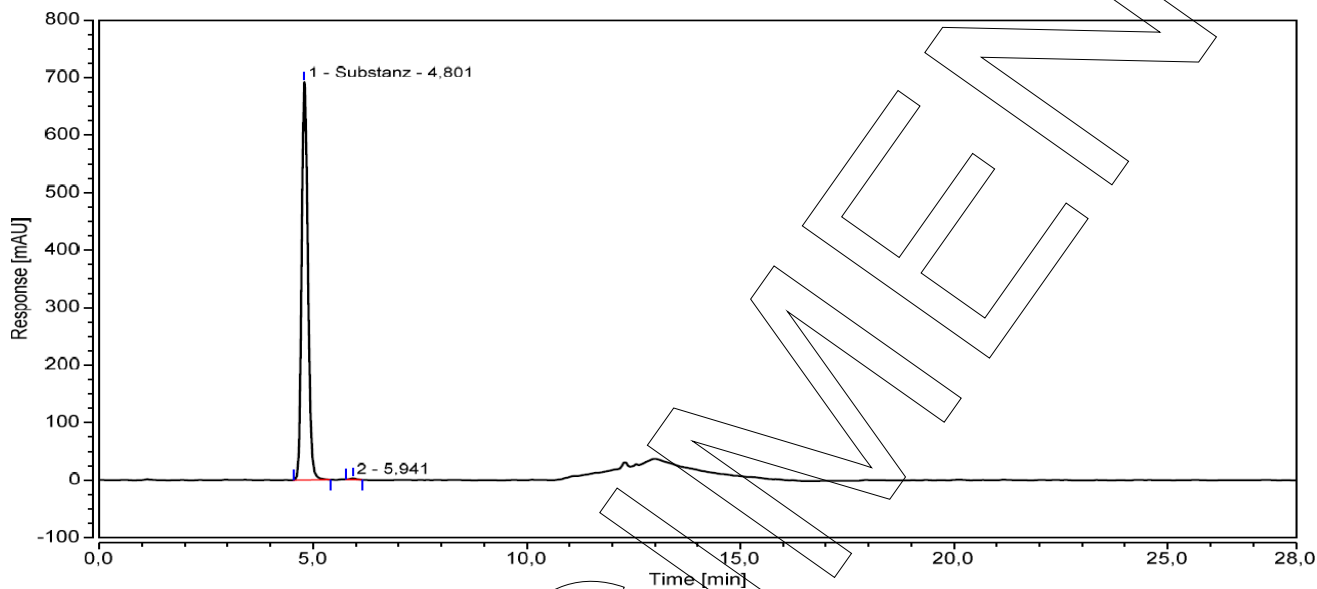
### Purity by High Performance Liquid Chromatography (HPLC)

#### HPLC Conditions:

<b>Column</b>	LiChrospher 60 RP-select B; 5 µm, 125 x 4.0 mm
<b>Column temperature</b>	40 °C
<b>Detector</b>	DAD, 210 nm
<b>Injector</b>	Auto 4.00 µl; 0.924 mg/ml in Water
<b>Flow rate</b>	1.0 ml/min
<b>Phase A</b>	Water, 0.1 % H <sub>3</sub> PO <sub>4</sub>
<b>Phase B</b>	Acetonitrile, 0.1 % H <sub>3</sub> PO <sub>4</sub>
<b>Gradient program</b>	0-8 min A/B 99/1 8-11 min A/B to 60/40 11-14 min A/B to 99/1 14-28 min A/B 99/1 (v/v)



## HPLC chromatogram and peak table



### Area percent report - sorted by signal

Pk #	Retention time	Area	Area %	
1	4.801	117.191	99.67	
2	5.941	0.382	0.33	
Totals		117.573	100.00	

The content of the analyte was determined as ratio of the peak area of the analyte and the cumulative areas of the purities, added up to 100 %. System peaks were ignored in calculation.

**Result (n = 6)**

99.67 %; U = 0.23 %

### Volatile content

#### Loss on drying

**Method** 105 °C for 4 h, EP 7.7 (2.2.32)

**Result (n = 3)** 2.13 %; SD = 0.02 %\*

\*not accredited testing method



Mikromol<sup>TM</sup>

#### Inorganic residues

**Method:** Elementary analysis

Inorganic residues can be excluded by elementary analysis (CHN).

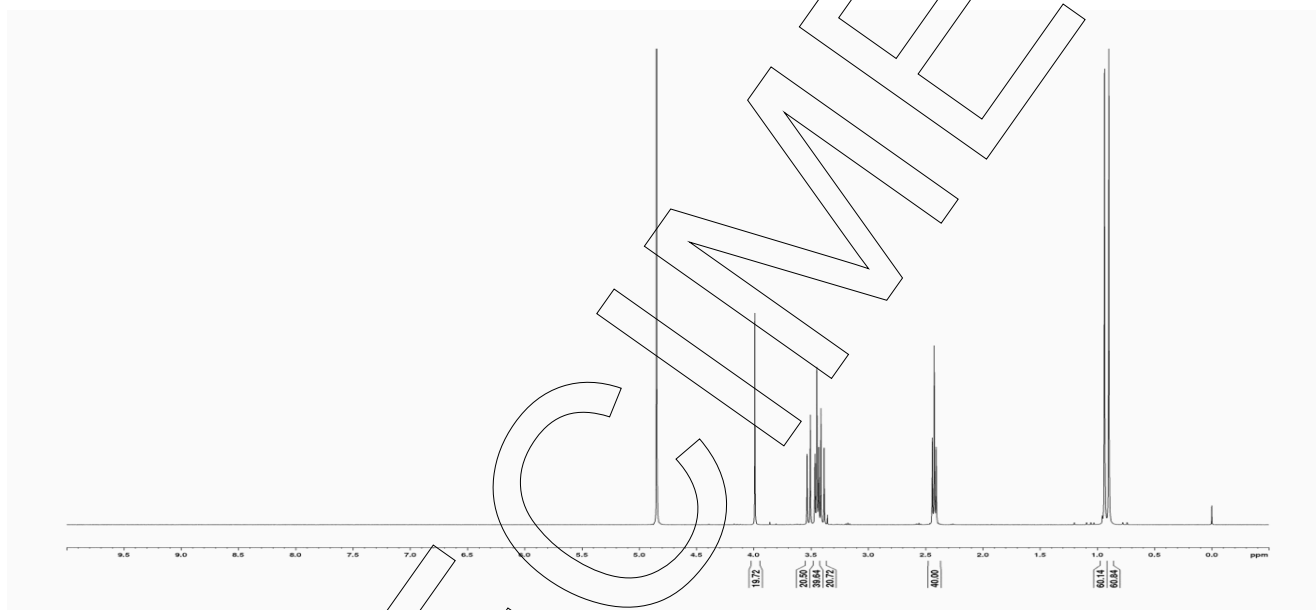
SPECIMEN



## Identity

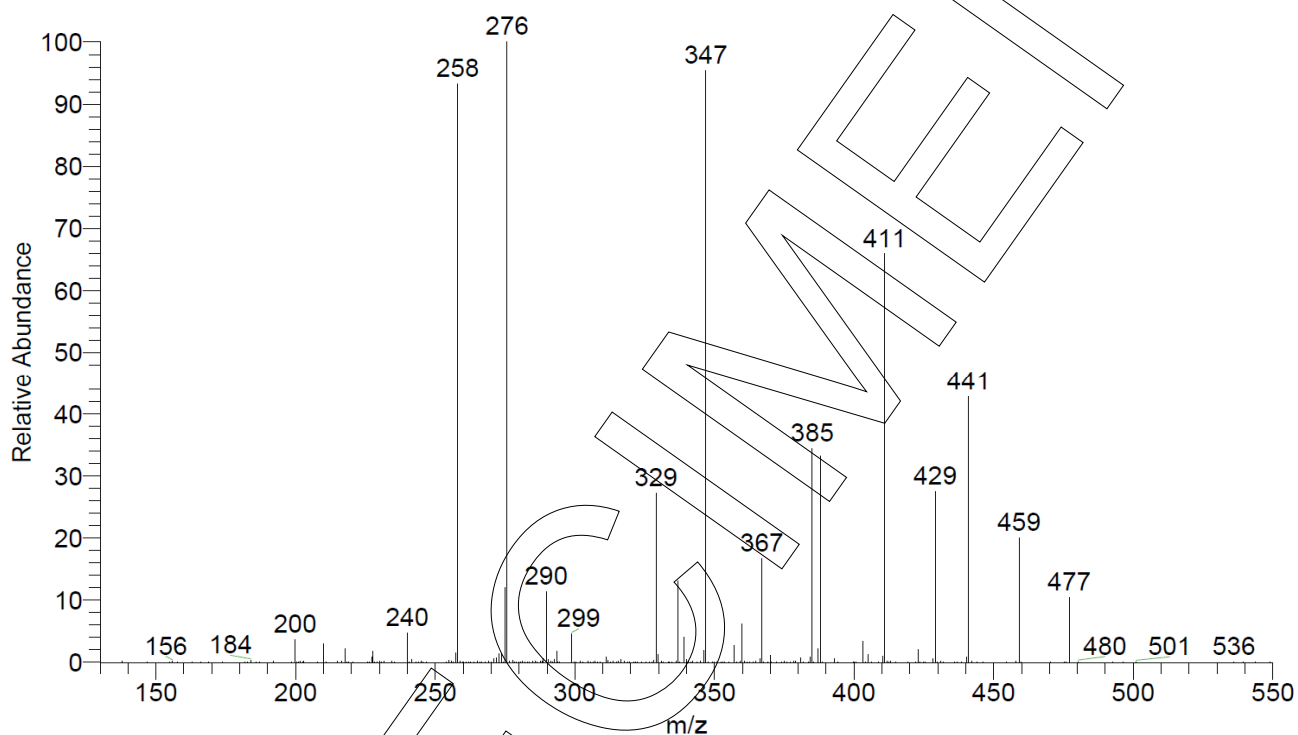
The identity is assessed by ISO/IEC 17025 accredited testing methods.

Method	Conditions	Result
<sup>1</sup> H-NMR	400 MHz, D <sub>2</sub> O	Structure confirmed





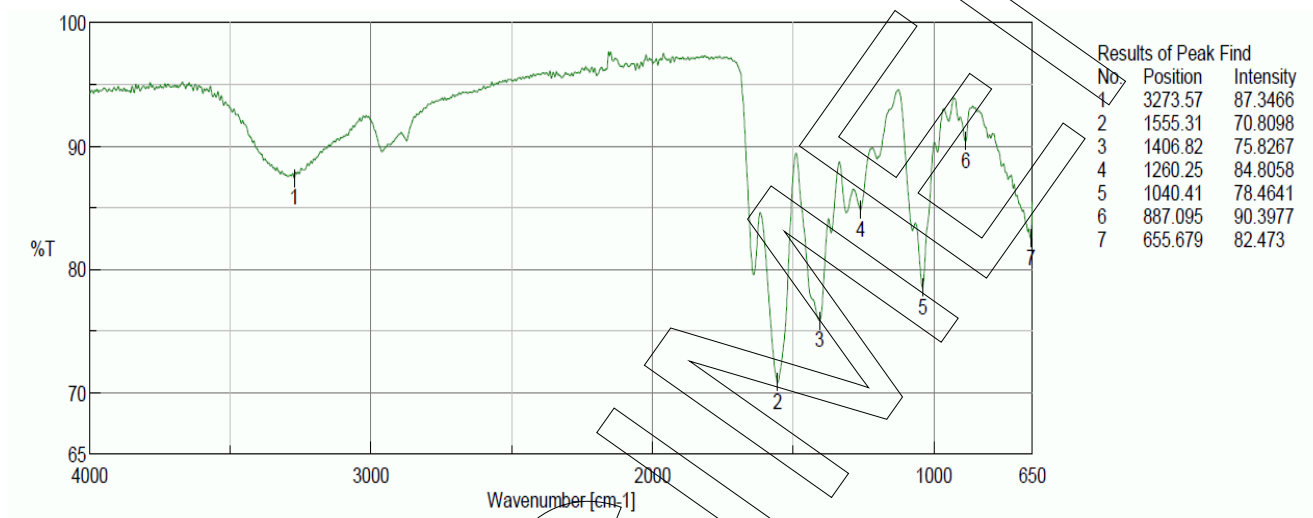
Method	Conditions	Result
MS	4.5 kV ESI+; vaporization temperature: 200 °C	Structure confirmed







Method	Conditions	Result
IR	Attenuated Total Reflection Fourier Transform Infrared (ATR-FTIR) Spectroscopy	Structure confirmed



Method	Conditions	Result
Optical Rotation	c = 5.0 in Water	$[\alpha]_{D^{20}} = + 26.2^{\circ}$



## Stability and homogeneity

Accelerated stability studies indicate no significant instability. The given validity period is based on this data. This is backed up by additional stability testing and historical data over the range of several years.

RM quality is controlled by regularly performed quality control tests (re tests). Homogeneity assured by qualified process of preparation and verified by homogeneity testing.

## Revision table

Revision	Date	Reason for revision
00	23 Aug 2019	Release of the Certificate of Analysis – initial version

Product warranties for the RM are set out in the terms and conditions of purchase.